



# ROAD SAFETY

BY TRICEL



UK'S LEADING  
DESIGNER & MANUFACTURER



## SUREFOOT TRENCH COVERS

SUREFOOT 1600 (1665 x 1285MM)

SUREFOOT 1220 (1285 x 862MM)

### EDGED DRIVEWAY BOARD

STOCK CODE: SUREFOOT 1600: 104320, SUREFOOT 1220: 104319



**TRICEL**  
CONSTRUCTION

STOCK CODE:  
SUREFOOT 1600: 104320  
SUREFOOT 1220: 104319

# SUREFOOT TRENCH COVERS

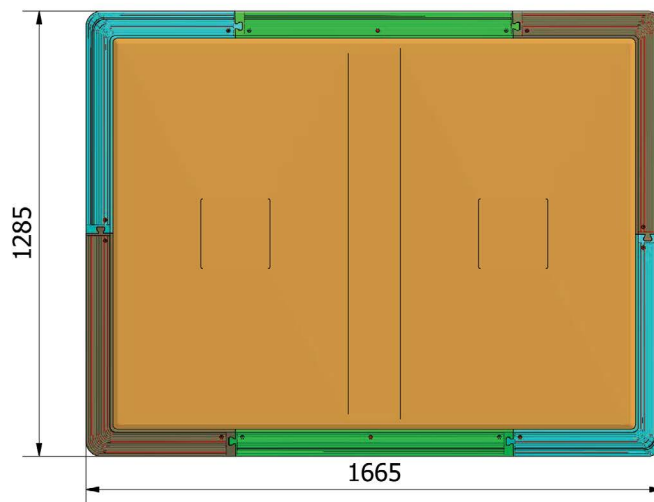

SUREFOOT 1600 (1665 x 1285MM), SUREFOOT 1220 (1285 x 862MM)

## EDGED DRIVEWAY BOARD


Designed for covering holes and trenches during maintenance, construction and repair projects.

Provide safe passageways for pedestrians and vehicles up to 3.5 tonnes (see load ratings on page 4).

Top view and profile view of SUREFOOT 1600



**ROAD  
SAFETY**  
BY TRICEL



**UK'S LEADING  
DESIGNER & MANUFACTURER**



\* Approximate dimensions.

In accordance with Tricel's normal policy of product development these specifications are subject to change without notice.

Tricel (Gloucester) Ltd. - Fox House, Stonedale Road, Stonehouse, Gloucestershire, GL10 3SA, United Kingdom.

Tel: +44 1453 791616 | Email: [constructionsales@tricel.co.uk](mailto:constructionsales@tricel.co.uk) | [www.tricel.co.uk](http://www.tricel.co.uk)

104319-104320-1198031/2-NOV2022

STOCK CODE:  
SUREFOOT 1600 : 104320  
SUREFOOT 1220 : 104319


# SUREFOOT TRENCH COVERS

SUREFOOT 1600 (1665 x 1285MM), SUREFOOT 1220 (1285 x 862MM)

## EDGED DRIVEWAY BOARD

# ROAD SAFETY

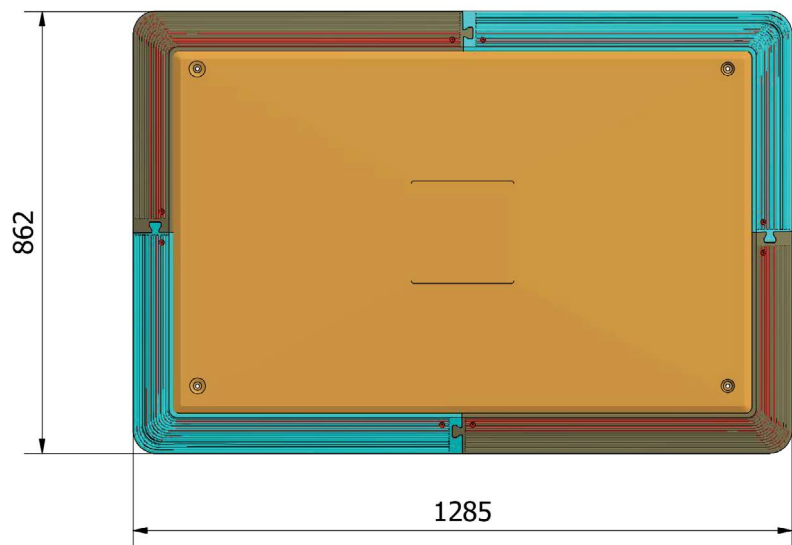
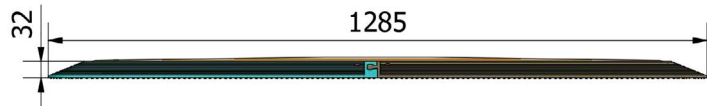
BY TRICEL



UK'S LEADING  
DESIGNER & MANUFACTURER



Top view and profile view of SUREFOOT 1220



\* Approximate dimensions.

In accordance with Tricel's normal policy of product development these specifications are subject to change without notice.

Tricel (Gloucester) Ltd. - Fox House, Stonedale Road, Stonehouse, Gloucestershire, GL10 3SA, United Kingdom.

Tel: +44 1453 791616 | Email: [constructionsales@tricel.co.uk](mailto:constructionsales@tricel.co.uk) | [www.tricel.co.uk](http://www.tricel.co.uk)

104319-104320-1198031/2-NOV2022

STOCK CODE:  
SUREFOOT 1600 : 104320  
SUREFOOT 1220 : 104319


# SUREFOOT TRENCH COVERS

SUREFOOT 1600 (1665 x 1285MM), SUREFOOT 1220 (1285 x 862MM)

## EDGED DRIVEWAY BOARD

# ROAD SAFETY

BY TRICEL



UK'S LEADING  
DESIGNER & MANUFACTURER



## DIMENSIONS

Available in two sizes:

- SUREFOOT 1600 (1665 x 1285mm) weight = 32.3kgs
- SUREFOOT 1220 (1285 x 862mm) weight = 17.4kgs

## KEY FEATURES

- Comply with HAUC's 2018/01 advice note.
- Fully compliant with current UK & European Legislation.
- Tough, lightweight & durable (constructed from SMC).
- Improved stability & reduced movement (PVC edge).\*
- Four pre-moulded fixing holes available for certain applications.
- Reduced trip hazard with a 6mm non-trip leading edge. The lowest leading edge profile currently on the market.
- Highest rated anti-slip in UK & exceeds HSE slip resistance (BS 7976: Part 2 / BS EN 13036-4).
- Electric shock safe.

\*Additional securing may be required for certain applications.

## SPECIFICATIONS

- Max load of 3.5 tonnes (see load ratings below)
  - 1285 x 862 = one person lift
  - 1665 x 1285 = two person lift
- High strength to weight ratio

### Load Rating:

- Surefoot 1600: 3.5 tonne vehicle loading over a 900mm trench
- Surefoot 1220: 3.5 tonne vehicle loading over a 700mm trench

\* Approximate dimensions.

In accordance with Tricel's normal policy of product development these specifications are subject to change without notice.

Tricel (Gloucester) Ltd. - Fox House, Stonedale Road, Stonehouse, Gloucestershire, GL10 3SA, United Kingdom.

Tel: +44 1453 791616 | Email: [constructionsales@tricel.co.uk](mailto:constructionsales@tricel.co.uk) | [www.tricel.co.uk](http://www.tricel.co.uk)

104319-104320-1198031/2-NOV2022

STOCK CODE:  
SUREFOOT 1600 : 104320  
SUREFOOT 1220 : 104319


# SUREFOOT TRENCH COVERS

SUREFOOT 1600 (1665 x 1285MM), SUREFOOT 1220 (1285 x 862MM)

## EDGED DRIVEWAY BOARD

# ROAD SAFETY

BY TRICEL



**UK'S LEADING**  
DESIGNER & MANUFACTURER



## SAFETY


- Approved by local authorities and major utility companies.
- Department for Transport compliant (Safety at Street Works and Road Works and Practical guide for Street Works).
- DETR compliant (Best Practice in Street Works and Highway Works).
- Complies to and exceeds the directives and specifications in the latest Street Works regulations and Directive 2017 relating to Ramps, Trench Covers and Road Plates.
- Complies to and exceeds T/SP/E42 National Grid specification for Ramps, Trench Covers and Road Plates.

## STORAGE & HANDLING


- Storage: Store Flat
- Handling: 2 man lift, do not walk on leading edge

# ROAD SAFETY

BY TRICEL



UK'S LEADING  
DESIGNER & MANUFACTURER



## INSTALLATION GUIDE SUREFOOT TRENCH COVERS



**TRICEL**

CONSTRUCTION

104319-104320-1198031/2-NOV2022




# MAINTENANCE & INSPECTION

## CHECK FOR SIGNS OF DAMAGE



Ensure that the product is lying flat on the ground. If there are **cracks in the yellow section** or a **visible bend on the board** this indicates improper use has caused damage.

**Any boards displaying this kind of damage should be disposed of.**



Inspect each product for signs of damage, between every installation.



To maintain anti-slip properties, make sure to clean product between every installation and remove any visible debris.



When fitting the product in place, never drop the product, gently lower it in place. Never lift or move with machinery. Never walk the product leading edge.



**TRICEL**  
CONSTRUCTION

\* Approximate dimensions.

In accordance with Tricel's normal policy of product development these specifications are subject to change without notice.

Tricel (Gloucester) Ltd. - Fox House, Stonedale Road, Stonehouse, Gloucestershire, GL10 3SA, United Kingdom.

Tel: +44 1453 791616 | Email: [constructionsales@tricel.co.uk](mailto:constructionsales@tricel.co.uk) | [www.tricel.co.uk](http://www.tricel.co.uk)

104319-104320-1198031/2-NOV2022





















# INSTALLATION & MANUAL HANDLING GUIDELINES



Always carry out a risk assessment to ensure that the usage of a Trench Cover is a suitable solution for your scenario.

UNEDGED

EDGED

PRODUCT	DIMENSIONS	LOAD RATING	 MAX TRENCH WIDTH FOR VEHICLE CROSSING	 MAX TRENCH WIDTH FOR PEDESTRIAN CROSSING	HOW MANY PEOPLE TO LIFT?
TRENCH COVER	1080x1080	3.5 TONNE VEHICLE			
TRENCH COVER	1220x800	3.5 TONNE VEHICLE			
TRENCH COVER	1600x1220	3.5 TONNE VEHICLE			
SUREFOOT 1080	1080x1080	3.5 TONNE VEHICLE			
SUREFOOT 1220	1285x862	3.5 TONNE VEHICLE			
SUREFOOT 1600	1665x1285	3.5 TONNE VEHICLE			

**Overlap – 150mm / 6" for all boards**



**TRICEL**  
CONSTRUCTION

\* Approximate dimensions.

In accordance with Tricel's normal policy of product development these specifications are subject to change without notice.

Tricel (Gloucester) Ltd. - Fox House, Stonedale Road, Stonehouse, Gloucestershire, GL10 3SA, United Kingdom.

Tel: +44 1453 791616 | Email: [constructionsales@tricel.co.uk](mailto:constructionsales@tricel.co.uk) | [www.tricel.co.uk](http://www.tricel.co.uk)

104319-104320-1198031/2-NOV2022



# INSTALLATION & SAFE HANDLING



Follow the process below for safe and effective installations.


Risk assessments should be carried out to ensure the usage is suitable for the scenario.




One person lift.




Ensure to **bend at the knees** when lowering the trench cover in place.



Always position the trench cover board **centrally** over the trench as illustrated.



Ensure a **minimum overlap of 150mm** for every board.



Repeat until the **whole trench is covered**.



**TRICEL**  
CONSTRUCTION

\* Approximate dimensions.

In accordance with Tricel's normal policy of product development these specifications are subject to change without notice.

Tricel (Gloucester) Ltd. - Fox House, Stonedale Road, Stonehouse, Gloucestershire, GL10 3SA, United Kingdom.

Tel: +44 1453 791616 | Email: [constructionsales@tricel.co.uk](mailto:constructionsales@tricel.co.uk) | [www.tricel.co.uk](http://www.tricel.co.uk)

104319-104320-1198031/2-NOV2022