

UK*

* EXCLUDING NORTHERN IRELAND



WASTEWATER TREATMENT

Tricel® Packaged Pumping Solutions

For Single Dwellings & Small Communities

Innovative design for superior performance



TRICEL
ENVIRONMENTAL

What are the Tricel Pump Solutions

Tricel offer two solutions: a range of single and twin pump chambers.

Single Pump Chambers:

The single package pump stations are designed to collect foul water from an entire property or other buildings which houses multiple people such as commercial offices and other light commercial applications. The range has been designed to ensure an easy and trouble-free installation and is manufactured in high grade HDPE.

The range of pump stations are delivered to site as a complete package, including all internal pipe work and one type of sewage pump. This system also comes with guide rail and pedestal kit for easy pump access. The station is designed to pump through a 63mm pump main as the chamber's outlet terminates in a 2" male BSP thread. We would strongly recommend that a high-level alarm is fitted to warn of any issues should they arise.

For detailed instructions for wiring and installation, please review the installation manual.

Twin Pump Chambers:

The twin package pump stations are designed to collect foul water from multiple properties or buildings which houses multiple people such as commercial offices and other medium sized commercial applications. The range has been designed to ensure an easy and trouble-free installation and is manufactured in high grade HDPE.

The twin range of pump stations are delivered to site as a complete package, including all internal pipe work, two sewage pumps and alternating control panel and float switches.

This system also comes with guide rail and pedestal kit for easy pump access. The station is designed to pump through a 63mm pump main as the chamber's outlet terminates in a 2" male BSP thread. A high-level alarm is fitted to warn of any issues should they arise.

For detailed instructions for wiring and installation, please review the installation manual.

How does it work

Packaged Pump Chambers are used to pump fluids from one place to another where a gravity drainage cannot be used.

They collect the effluent or foul water from low-lying developments and pumps to a main sewer or treatment plant. They may also be used to pump from a sewage treatment plant to the raised bed drainage field or watercourse.

Pumping chambers contain a chamber, pump, pump controls, float and / or an alarm, based on individual requirements. Multiple and back-up pumps are also available. The pump process is controlled with the use of control float which are set to turn on and off at predefined levels.

Available with a single pump from 300 to 1700 litres and as twin pump from 1200 to 1700 litres.

24 hours storage

- Pump Station
- Pump station + treatment plant

Our pump stations are designed to meet building regulations, including Document H1 ("Foul Drainage"). This stipulates that: "Where foul drainage from a dwelling or building is to be pumped, the effluent receiving chamber should be sized to contain 24 hours inflow to allow for disruptions due to

power failures or breakdown. The minimum daily discharge of foul drainage should be taken as 150 litres per day per person for domestic use."

Applications

For a single or multiple domestic dwelling, the Tricel packaged pump chambers are used primarily for the transfer of sewage from:

- A dwelling to a Tricel Sewage Treatment System at a raised location.
- Multiple domestic dwellings to a main sewer or treatment systems.

Other applications:

- Discharging to the mains where gravity is not possible.
- Pumping sewage, surface water or rainwater to the mains.
- Pumping effluent from septic tanks or wastewater treatment plants to a water course or a drainage field.
- Suitable for domestic housing, light commercial and industrial properties.

Key features & benefits

- ▶ **Simple, reliable** solution
- ▶ **Easy to install.** Simple control panel
- ▶ **Low maintenance & high longevity.** No mechanical moving parts
- ▶ **Lightweight,** made of HDPE
- ▶ **Suitable for raw sewage** and final effluent
- ▶ **Single and twin pump** options available
- ▶ Non-return valves **included**
- ▶ **Flexible invert levels.** Inlet to be drilled to suit site conditions.

- ▶ 1m Dia + systems come with stiffening ribbing to the base and surround **for added durability.**



Outlet is fixed

- ▶ Ribbing also allows for a unique pump mounting system which eliminates the need for fixings to be made through the base, **allowing an easy remedial 10-15 years down the line.**



Call us today for a **Free Quote** or details of your local partner

+44 (0) 1934 422 311
environment@tricel.co.uk

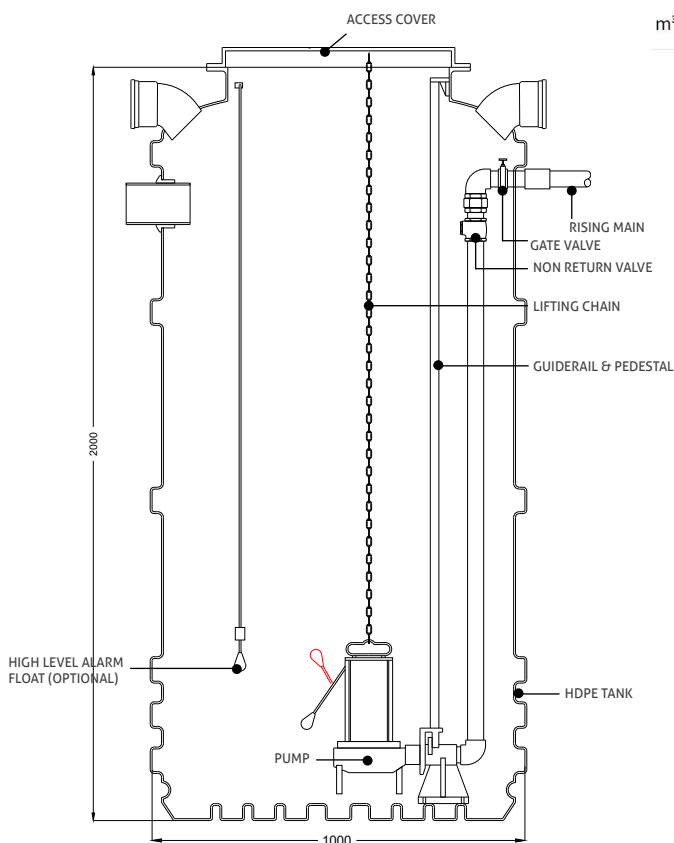
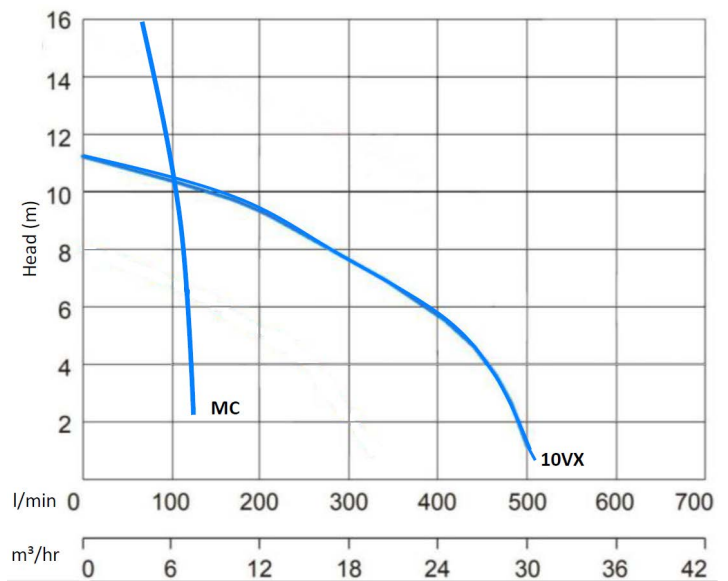
Technical Data / Pump Chamber dimensions

Pump Chamber Dimensions					
Pump Chamber Capacity	300L*	450L*	600L*	1200L**	1700L**
Height	1000mm	1500mm	2000mm	1500mm	2000mm
Diameter	610mm	610mm	610mm	1000mm	1000mm
Access Cover					
Size	450mm Dia	450mm Dia	450mm Dia	600x600mm Dia	600x600mm Dia
Rating	Pedestrian	Pedestrian	Pedestrian	Pedestrian	Pedestrian

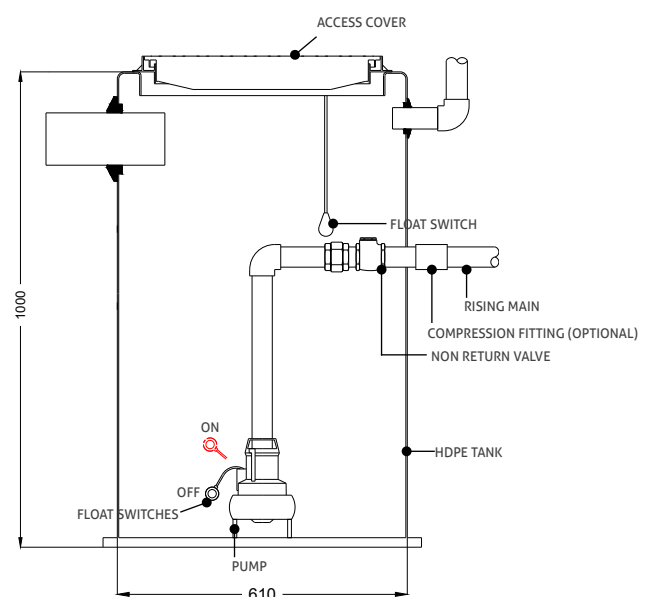
* Single Option Only

** Both Single and Twin Pumps available

Pump Technical Data		
Characteristics	Pump Option 1	Pump Option 2
Model ref	10VX	MC
Impeller Type	Vortex	Macerator
Power Supply	230 ~ 1ph ~ 50hz	
Power rated	0.75kw	1.2kW
Rated Current	4.0A	9.2A
Max Head	10m	16m
Max Flow Rate	7.9 l/s	1.8 l/s
Cable Length	10m	10m
Free Passage	50mm	Macerator



► **1700L Package Pump Solution**
Available as single and twin.



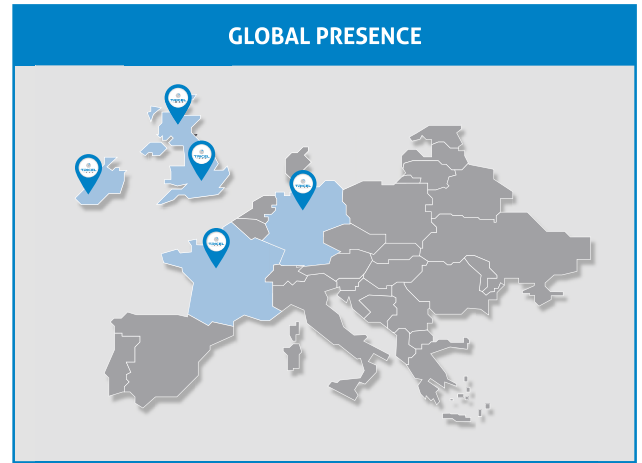
► **300L Package Pump Solution**

Tricel Group

Tricel is a world recognised global provider of **high-performance solutions**. Today, the company operates across multiple industries such as **Environmental, Construction, Water and Distribution**, including both composite materials and lubricants.

We occupy a unique position in the field of reinforced plastics, combining the technical expertise of **over 60 years in the press-moulding and composites industry**. Tricel is proud of being one of the largest manufacturers of wastewater treatment plants in Europe, and are regarded by regulators as the standard setters within the industry.

Our company offers industry **leading innovative solutions** that our customers can trust, and with operations in 12 locations across Europe we supply a comprehensive range of products to **over 50 countries worldwide**.



Membership of European governing bodies on wastewater treatment



British Water is the leading association representing suppliers, manufacturers, contractors, consultants and others in the UK water industry supply chain.

Our Full Range of Tricel® Sewage Treatment Solutions

WASTEWATER TREATMENT
Tricel® Novo
For Single Dwellings & Small Communities
Innovative design for superior performance

Tricel® Novo
Sewage Treatment Plant

SEPTIC TANK
Tricel® Vento
For single dwellings & small communities

Tricel® Vento
Septic Tank

PACKAGED FILTER SYSTEM
For Secondary and Tertiary Treatment
Tricel® Puraflo
For Single Dwellings & Small Communities
Innovative design for superior performance

Tricel® Puraflo
Packaged Filter System

Call us today for a **Free Quote** or details of your local partner
+44 (0) 1934 422 311
environment@tricel.co.uk

Tricel Environmental UK, A trading brand of Dewey Waters Ltd., Tricel Weston, Winterstoke Road, Weston-super-Mare, BS24 9AN, United Kingdom.
 Tel: +44 (0) 1934 422 311 | Email: environment@tricel.co.uk | www.tricel.co.uk

In accordance with Tricel's normal policy of product development these specifications are subject to change without notice.

